

Company: Columbia University - Lamont-Doherty Earth Observatory
Vessel: R/V Marcus G. Langseth
Client: Dr. Stephen Jones, University of Birmingham

Project: MGL2408
Area: Iceland
Scope: MCS SeqXXX-SeqYYY
Start Date: 4-Aug-23

Vessel Sensor Offsets

Towing Offsets

Towing Configuration

Gun Array Offsets

Streamer Front End

Streamer Tail End

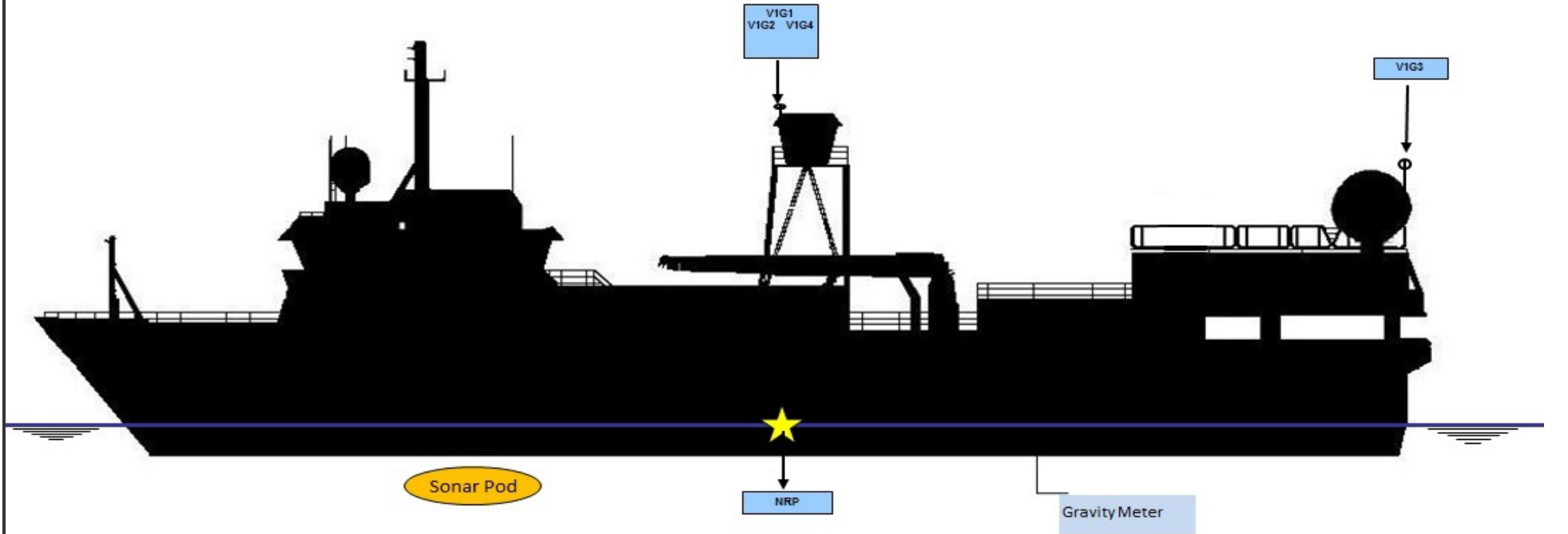
Streamer Complete

Hydrophone Offsets

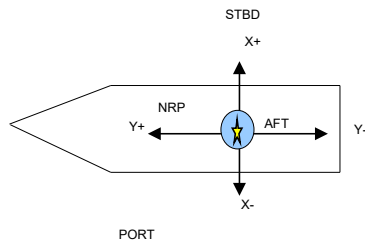
Tailbuoy Offsets



R/V Marcus G. Langseth - Vessel Sensor Offsets

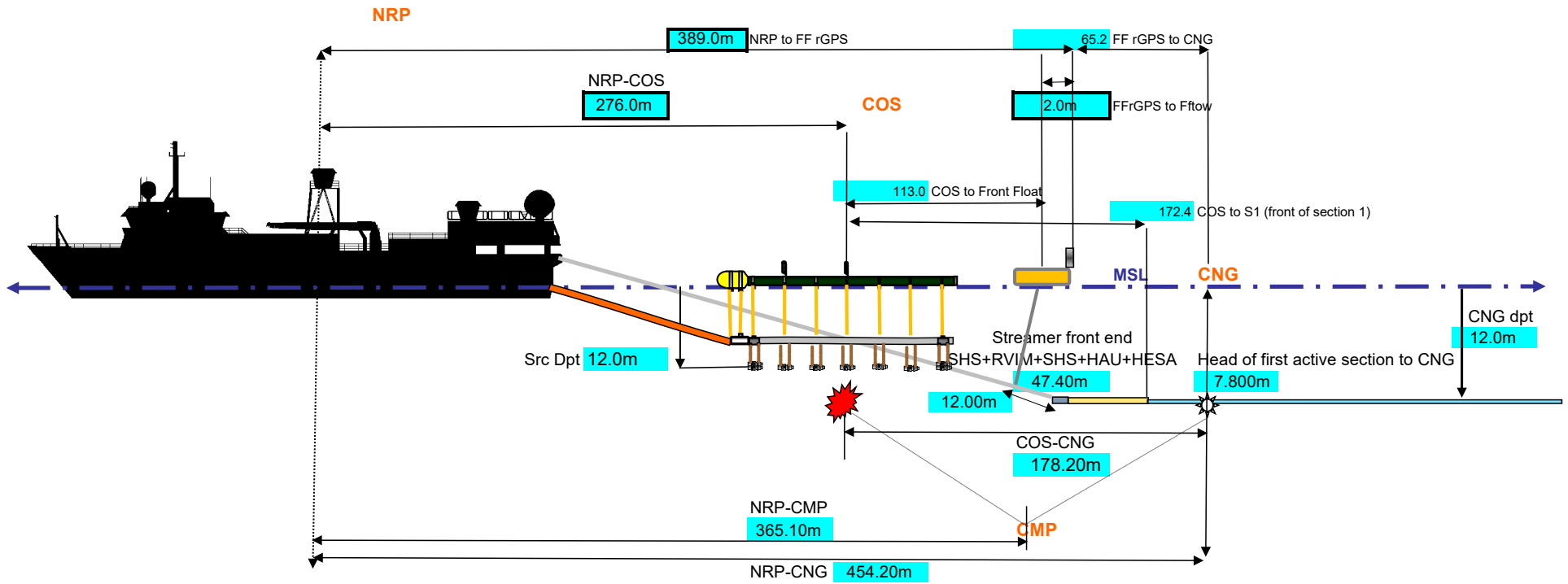


Negative values are above water line
All measurements in meters



			STBD/PORT (X)	FORE/AFT (Y)	UP/DOWN (Z)
NRP	NAVIGATION REFERENCE POINT		0.00	0.00	0.00
V1G1	SeaPath 330	Orca	-1.24	-1.25	-16.78
V1G2	C-Nav3050 MMO Tower	Orca	0.00	0.00	-16.90
V1G3	C-Nav3050 Stern	Orca	-1.95	-31.83	-14.50
V1G4	Pos MV	Orca	2.39	12.75	-16.90
	PosMV Output position is IMU mounted in stbd drylab				
V1R2	BuoyLink 4DX		-2.75	-1.40	-19.20
Sonar Pod	EM122 Knudsen ADCP		0.00	20.20	7.49
	EM122 Center Beam offset (in Spectra)		0.00	13.4	7.49
MRU	Seapath MRU		2.39	12.75	-4.30
BGM	Bell Gravity Meter		0.00	-13.10	1.10

R/V Marcus G. Langseth - Towing Offsets



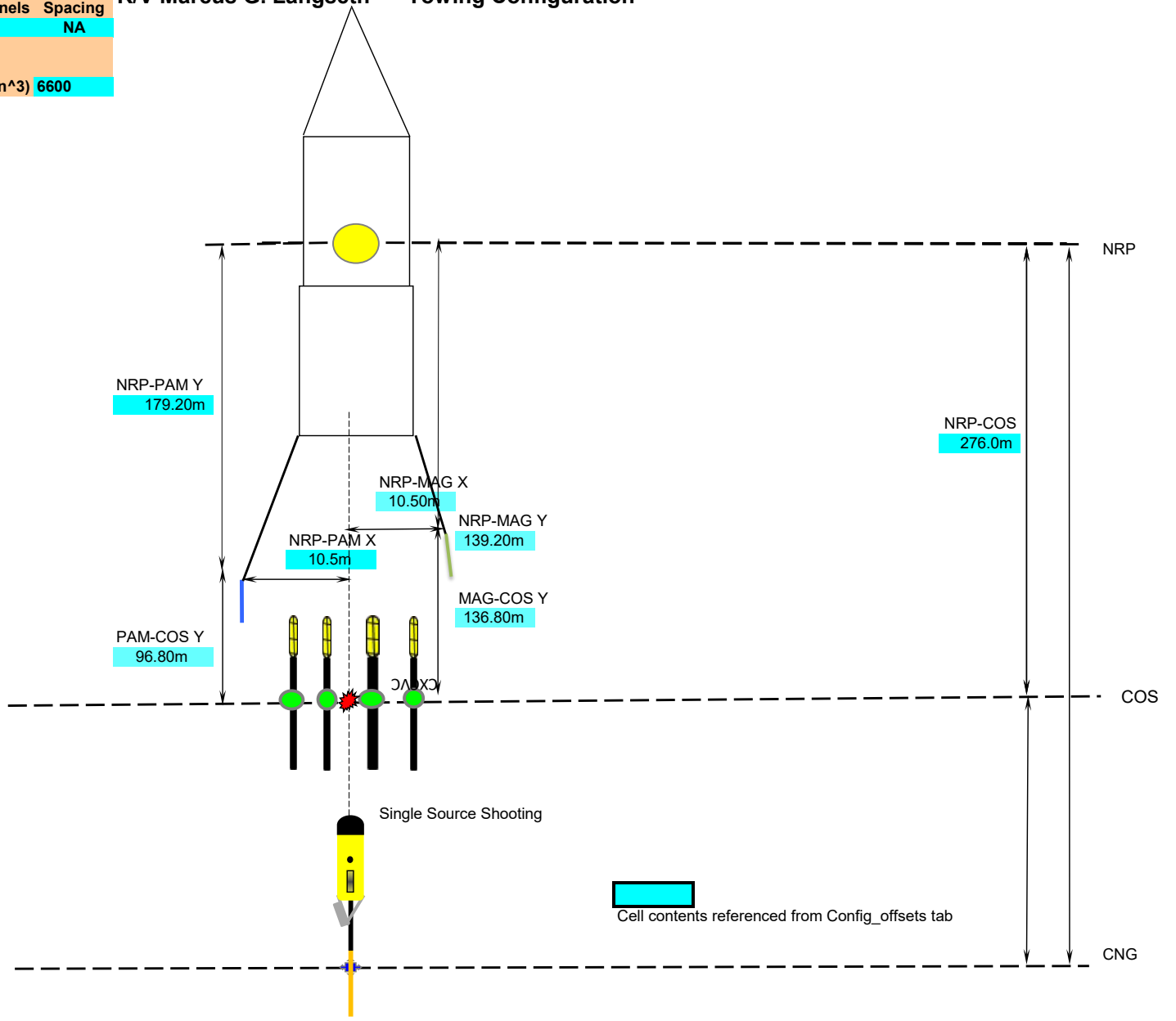
NRP	Nav Reference Point
COS	Centre of Source
CNG	Centre of Near Group Trace # 1 Of S1
CMP	Common Mid-Point
MSL	Mean Sea Level
NRP-Stern	29.2m
NRP-COS	276.0m

All measurements in meters

Cell contents referenced from Config_offsets tab

R/V Marcus G. Langseth - Towing Configuration

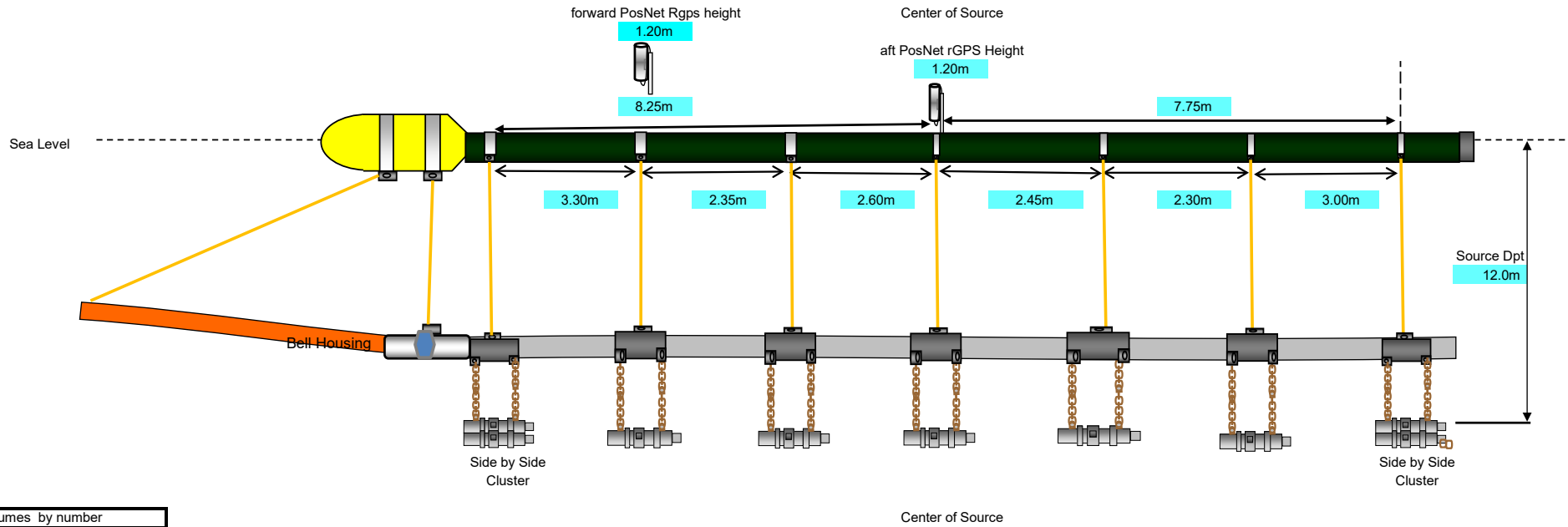
	# Streamers	Length	Channels	Spacing
SEAL	0	0	0	NA
# Gun Strings Used	4		Vol (in^3)	6600



NOT to Scale

Cell contents referenced from Config_offsets tab

R/V Marcus G. Langseth - Gun Array Offsets



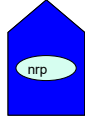
Gun volumes by number		
Gun	Volume	Status
Gun 1	360 cu. in.	Primary
Gun 2	360 cu. in.	Primary
Gun 3	40 cu. in.	Primary & Mitigation
Gun 4	180 cu. in.	Primary
Gun 5	90 cu. in.	Primary
Gun 6	120 cu. in.	Primary
Gun 7	60 cu. in.	Primary
Gun 8	220 cu. in.	Primary
Gun 9	220 cu. in.	Primary

Array total volume (without spares) is **6600 cu. in.** Total volume/string (without spare) **1650 cu. in.**
 Guns (1 & 2) & (8 & 9) in a horizontal cluster.
 Gun clusters have 0.75m between guns and hang 0.95m from center of hanger
 Horizontal Clusters are 1m from gun port to gun port
 Single guns hang from hanger 1.15m
 All gun volumes, numbering, locations, and offsets were inspected and verified by Chief Source Mechanic.

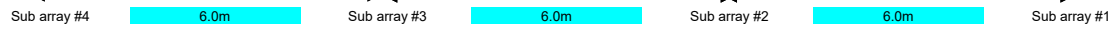
All measurements in meters
NOTE: drawing not to scale

Cell contents referenced from Config_offsets tab

R/V Marcus G. Langseth - Gun Configuration



Center of Source

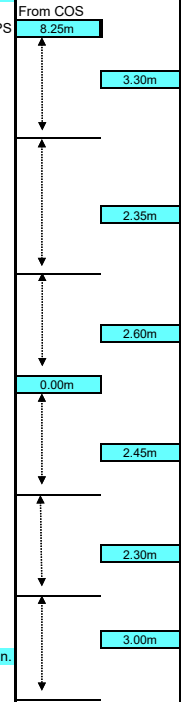
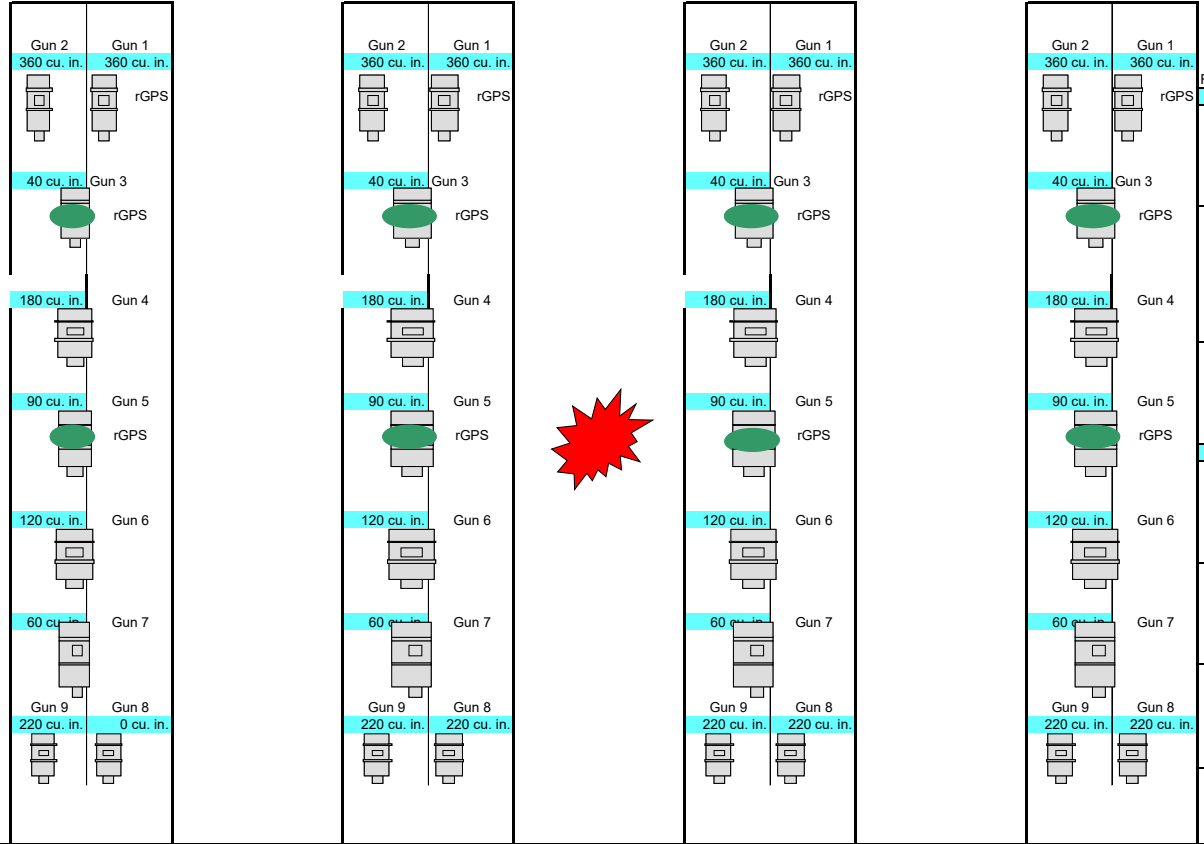


Gun Clusters
Guns 1 & 2 horizontal array
Guns 8 & 9 horizontal array

Gun Offsets relative to Center of String

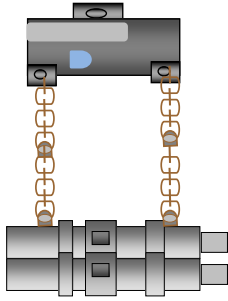
	X	Y
Gun 1	0.50m	8.23m
Gun 2	-0.50m	8.23m
Gun 3	0.00m	5.00m
Gun 4	0.00m	2.60m
Gun 5	0.00m	-2.46m
Gun 6	0.00m	-4.77m
Gun 7	0.50m	-7.77m
Gun 8	-0.50m	-7.77m
Gun 9	0.50m	8.23m

All measurements in meters

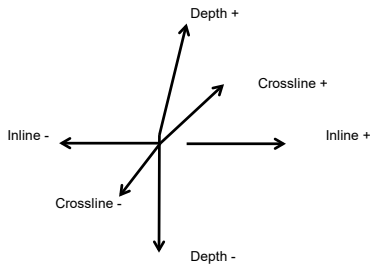


Distances in Meters

Gun Plate



Center of ports between guns 1 and 2 is the reference point



Hydrophone Offsets

Gun String 1				
Plate	Phone	Inline	Crossline	Depth
1	1			
2	2	3.35	0.00	1.00
3	3	5.50	0.00	1.00
4	4			
5	5	10.68	0.00	1.00
6	6			
7	7			

Gun String 2				
Plate	Phone	Inline	Crossline	Depth
1	1			
2	2	3.35	0.00	1.00
3	3	5.50	0.00	1.00
4	4			
5	5	10.68	0.00	1.00
6	6			
7	7			

Gun String 3				
Plate	Phone	Inline	Crossline	Depth
1	1			
2	2	3.35	0.00	1.00
3	3	5.50	0.00	1.00
4	4			
5	5	10.68	0.00	1.00
6	6			
7	7			

Gun String 4				
Plate	Phone	Inline	Crossline	Depth
1	1			
2	2	3.35	0.00	1.00
3	3	5.50	0.00	1.00
4	4			
5	5	10.68	0.00	1.00
6	6			
7	7			

Depth Transducer Offsets

Gun String 1				
Plate	DT	Inline	Crossline	Depth
1	1	0.00	0.00	1.20
2				
3	2	5.75	0.00	1.08
4				
5				
6				
7	3	16.30	0.00	1.23

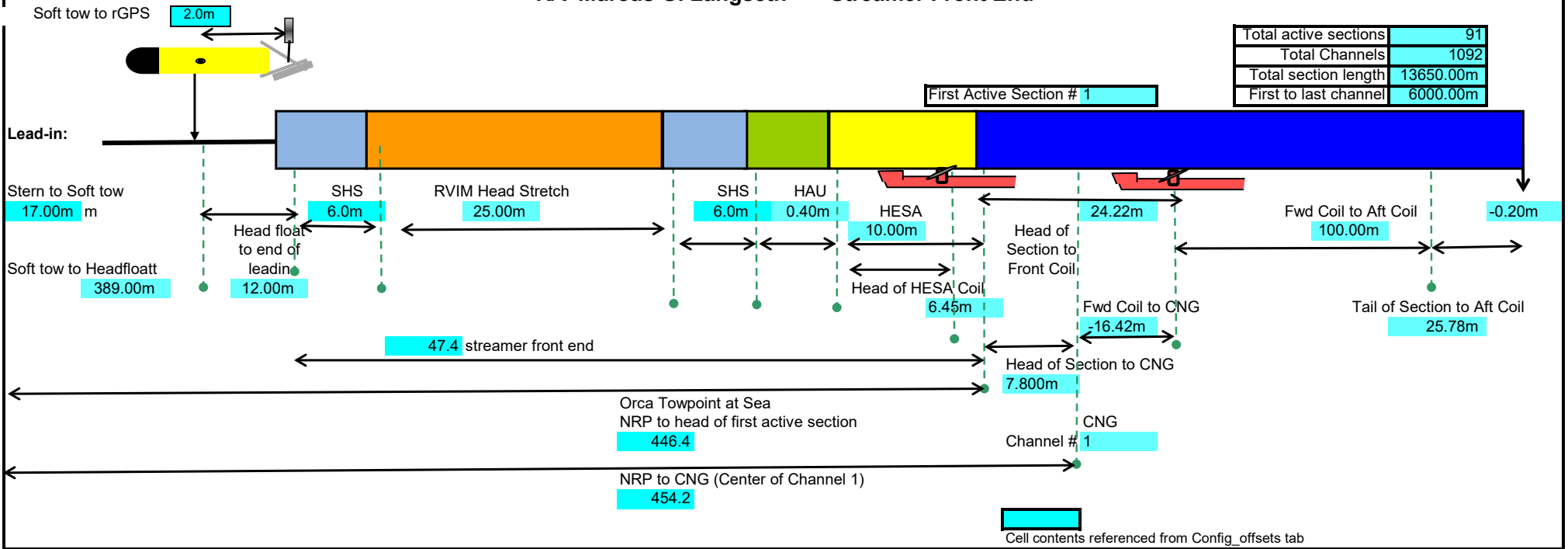
Gun String 2				
Plate	DT	Inline	Crossline	Depth
1	1	0.00	0.00	1.20
2				
3	2	5.75	0.00	1.08
4				
5				
6				
7	3	16.30	0.00	1.23

Gun String 3				
Plate	DT	Inline	Crossline	Depth
1	1	0.00	0.00	1.20
2				
3	2	5.75	0.00	1.08
4				
5				
6				
7	3	16.30	0.00	1.23

Gun String 4				
Plate	DT	Inline	Crossline	Depth
1	1	0.00	0.00	1.20
2				
3	2	5.75	0.00	1.08
4				
5				
6				
7	3	16.30	0.00	1.23

R/V Marcus G. Langseth - Streamer Front End

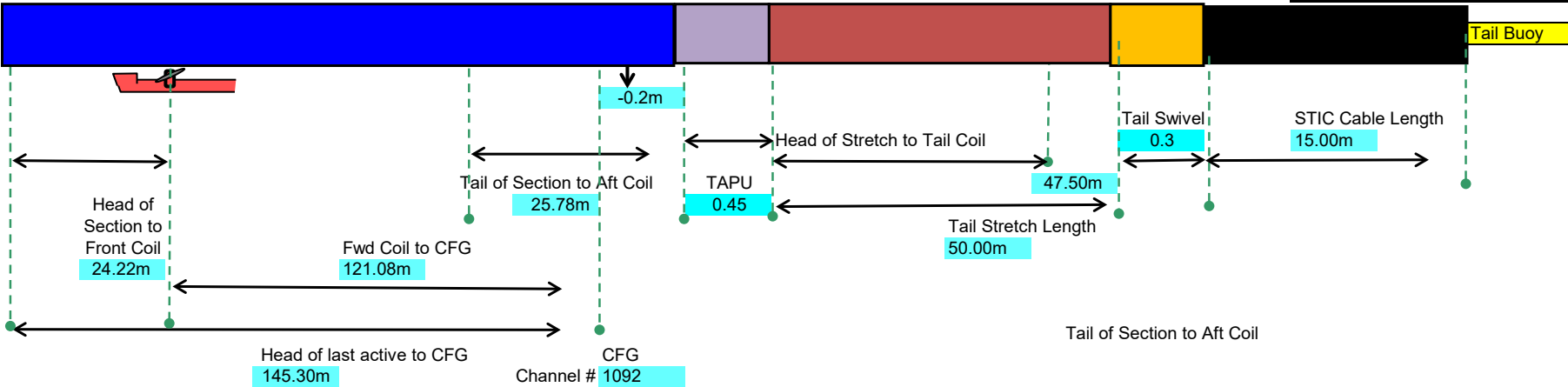
Total active sections	91
Total Channels	1092
Total section length	13650.00m
First to last channel	6000.00m



R/V Marcus G. Langseth - Streamer Tail End

Total active sections	91
Total Channels	1092
Total section length	13650.00m
First to last channel	6000.00m
CFG to TB RGPS	71.95m

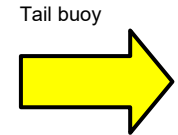
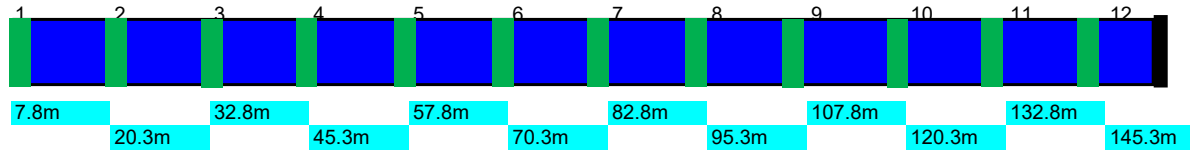
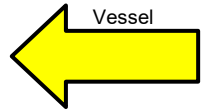
Last Active Section # 91



Cell contents referenced from Config_offsets tab

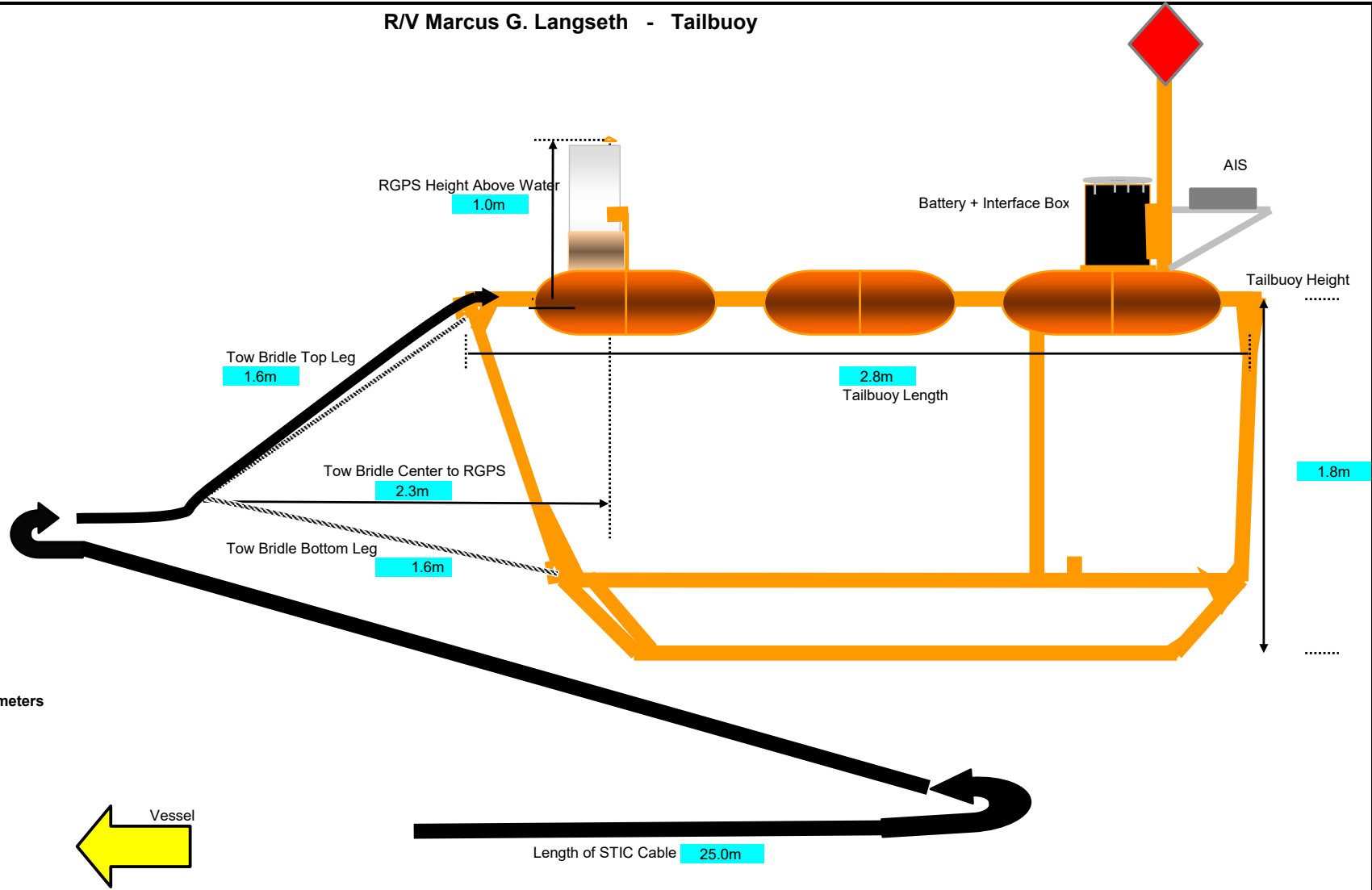
R/V Marcus G. Langseth - Hydrophone Offsets
Sercel 150meter SSAS

Number of SSAS Sections 91
Channels per active section 12
Total channels 1092



Cell contents referenced from Config_offsets tab

R/V Marcus G. Langseth - Tailbuoy



All measurements in meters

Cell contents referenced from Config_offsets tab

